



BestLight LED

Redefining the LED Marketplace

Flood Light

Features

- Rugged aluminum housing with UV resistant powder coat finish offers outstanding corrosion protection.
- Delivers up to 3,000 lm while power consumption is 30W only.
- Three Installation for option: 1/2" Knuckle Mount and Trunnion and wall mount
- Wide Flood beam spread 7H x 7V
- Long life LEDs lasting up to 50,000hours.
- IP66 rated and suitable for use in ambients from -40°C to 45 °C (-40 °F ~ 113 °F).
- UL wet location listed and DLC qualified



Applications

- Facade, Wall Washing, Landscape lighting, Poster board lighting, Building lighting.



Specification

Specification/ Model	FD30W27V40KBDB77	FD30W27V50KBDB77
Input Power	30W	30W
Lumens output	3000lm	3000lm
Efficacy	100lm/W	100lm/W
CRI	70	
Color Temperature	4000K	5000K
Input Voltage	120-277V AC	
NEMA	7Hx7V	
Lens	Polycarbonate (UL Recognized) (f1) Suitable for outdoor use with respect to exposure to Ultraviolet Light, Water Exposure and Immersion in accordance with UL 746C	
Mounting	1/2" Knuckle Mount and Trunnion and wall mount option	

Ordering Guide

EXAMPLE: FD30W27V50KBDB77

Lamp Type	Power Consumption	Input Voltage	CCT	CRI	Finish	Beam Angle
FD Dimetric Flood Light	30W 30Watts	27V 120-277V	30K 3000K	B 70CRI	D Dark Bronze	B77 7Hx7V
			35K 3500K		B Black	
			40K 4000K		W White	
			50K 5000K			

Ordering Information

Ordering	Rated	Luminaire	Wattage	CCT	Initial	Luminaire	Rated	CRI	Power	Certificate
Code	Voltage(VAC)	Shape	(W)		Lumens(lm)	Efficacy(lpw)	Life(hrs)		Factor	
FD30W27V30KBDB77*	120-277V	Flood Light	30	3000K	2700	90	50,000	70	0.9	UL / DLC
FD30W27V35KBDB77	120-277V	Flood Light	30	3500K	2800	93	50,000	70	0.9	UL / DLC
FD30W27V40KBDB77	120-277V	Flood Light	30	4000K	3000	100	50,000	70	0.9	UL / DLC
FD30W27V50KBDB77	120-277V	Flood Light	30	5000K	3000	100	50,000	70	0.9	UL / DLC

Note: D* Dark Bronze finish color is default color, please consult factory for lead time if other color is needed.

MOUNTING

30W Flood Light

1/2" Knuckle Mount

Die-cast aluminum knuckle provides flexibility in mounting from a variety of areas.




Trunnion Mount

Die-cast aluminum trunnion is easily adapted to many surfaces and allows easy fixture aiming angles.



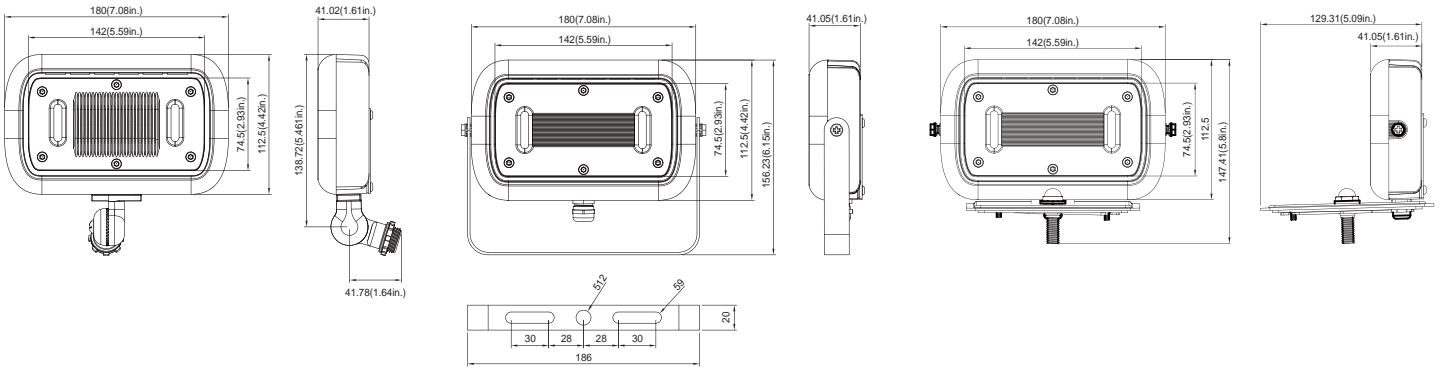
Wall Mount

Wall Mount is easy to install for direct wall mounting with 1/2' conduit wiring or standard J-box mounting



DIMENSIONS

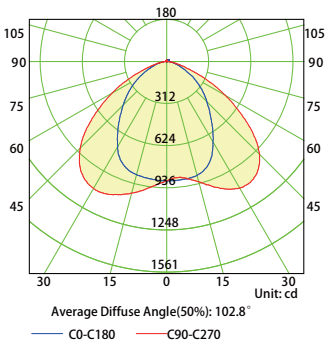
unit: mm/inch



Photometrics

FD30W27V50KBDB77

Luminous Intensity Distribution Curve



Illuminance at a Distance

