

■ PRODUCT PHOTOS



Front view



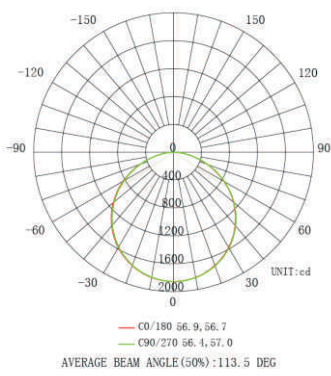
Back view

100-277V
0-10V dimmingEarthquake proof hook
(Included accessory)Safety cable
(Optional accessory)Surface mounted kit
(Optional accessory)

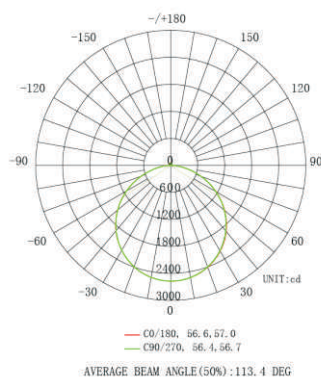
■ PARAMETERS

	BL-PS1206DDK216-11-S	BL-PS1206EEK216-11	BL-PS1206CCK216-11-P	BL-PS1206DDK216-11-P	BL-PS1206FFK216-11-P
Size	2*4 ft	2*4 ft	2*4 ft	2*4 ft	2*4 ft
LGP	3mm,PS	3mm,PS	3mm,PS	3mm,PS	3mm,PS
Diffuser	PS	PS	PS	PS	PS
Back Plate	0.6mm Galvanized plate	0.6mm Galvanized plate	0.6mm Galvanized plate	0.6mm Galvanized plate	0.6mm Galvanized plate
IP Ratings	IP20	IP20	IP20	IP20	IP20
LED Type	SMD2835 0.2W	SMD2835 0.2W	SMD2835 0.2W	SMD2835 0.2W	SMD2835 0.2W
LED Quantity	384 pcs	384 pcs	384 pcs	384 pcs	384 pcs
CRI	>80 Ra	>80 Ra	>80 Ra	>80 Ra	>80 Ra
Wattage	50W(±5%)	65W(±5%)	40W(±5%)	50W(±5%)	60W(±5%)
Light Efficiency	100lm/w(±5%)	100lm/w(±5%)	130lm/w(±5%)	130lm/w(±5%)	130lm/w(±5%)
Lumen Output	5000lm(±5%)	6500lm(±5%)	5200lm(±5%)	6500lm(±5%)	7800lm(±5%)
Driver Output Current	1250mA	1650mA	1000mA	1250mA	1650mA
PF	>0.9	>0.9	>0.9	>0.9	>0.9
Dimmable	0-10V dimming	0-10V dimming	0-10V dimming	0-10V dimming	0-10V dimming
THD	<20%	<20%	<20%	<20%	<20%
Driver Brand	LIFUD(Class-P)	LIFUD(Class-P)	LIFUD(Class-P)	LIFUD(Class-P)	LIFUD(Class-P)
Operation Temp	-20°C~45°C	-20°C~45°C	-20°C~45°C	-20°C~45°C	-20°C~45°C
Package	2 or 4 pcs/ ctn	2 or 4 pcs/ ctn	2 or 4 pcs/ ctn	2 or 4 pcs/ ctn	4 pcs/ ctn

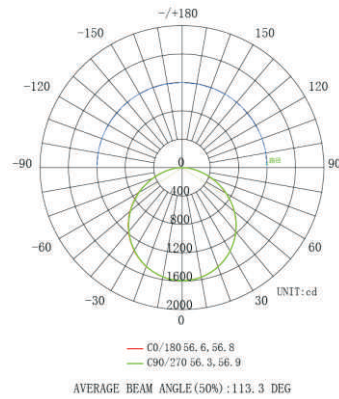
LUMINOUS INTENSITY DISTRIBUTION DIAGRAM



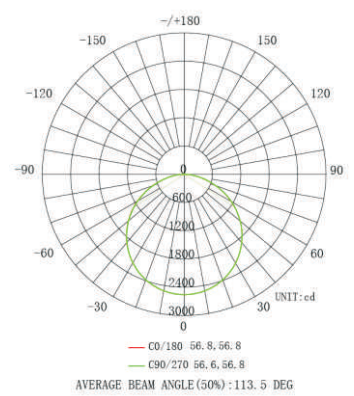
BL-PS1206DDK216-11-S
(2700K)



BL-PS1206EEK216-11
(5000K)




BL-PS1206CCK216-11-P
(2700K)




BL-PS1206FFK216-11-P
(2700K)


ILLUMINATION DISTRIBUTION DRAWING




BL-PS1206DDK216-11-S
(2700K)



BL-PS1206EEK216-11
(5000K)



BL-PS1206CCK216-11-P
(2700K)

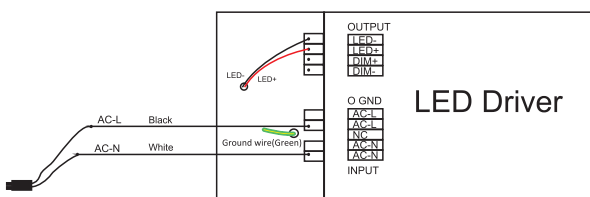


BL-PS1206FFK216-11-P
(2700K)

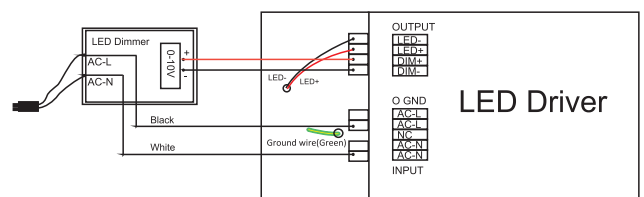
*Please consult with our sales engineers for more information.

CONNECTION MODE

- Wiring diagram without dimmer(Non dimmable)

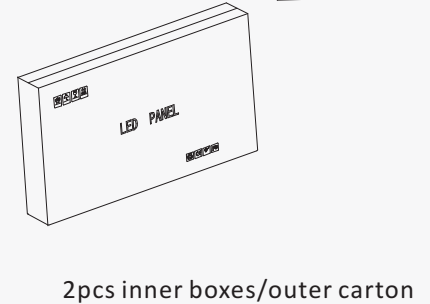
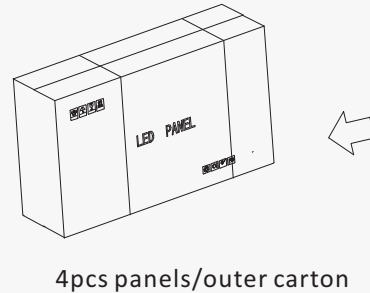
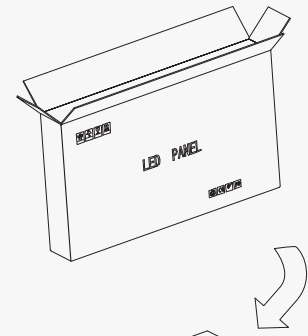
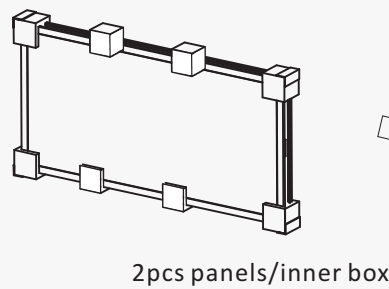
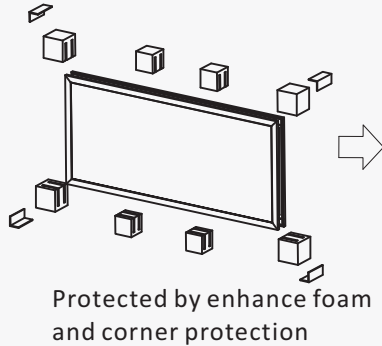


- Wiring diagram with dimmer(Dimmable)





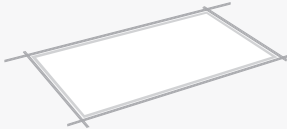



*Note that the dimmer is not included. It should be purchased separately.

PACKING INFORMATION



Q'ty/ctn	N.W.	G.W.	Ctn Size(mm)
4 pcs	31.2kg	39.2kg	L1300xW240xH700
2 pcs	15.6kg	19.7kg	L1300xW120xH700

INSTALLATION INTRODUCTION

Installation method	Drawing	Accessory required	Description	Remarks
Suspended			Model No.:BL-000FB0003 Size:6pcs 1m cable/set Housing: Steel Color: Silver	Optional accessory need to order separately
Recessed			Model No.:BL-000FB0034 Size:L65xW70xH0.7mm Housing: SGCC Color: Silver	Included accessory 6 pcs attached on the panel
Mounted			Model No.:BL-000FB0015 Size:L1216xW609xH60mm Housing: Aluminum Color: Ra 9016	Optional accessory need to order separately

*Please consult with our sales engineers for detailed installation instruction.

MAINTENANCE AND CARE

The LED panel light is intended for illuminating indoor areas; it may be installed and used only in dry, enclosed indoor rooms. Please observe the specification carefully at all times! Our products complies with the applicable American requirements.

- The product does not require any maintenance. You should never take it apart. The LED used are permanently installed; they cannot be replaced.
- Before cleaning the product it must be disconnected from the power supply. Unplug the mains plug from the power supply or switch off the mains voltage.
- Do not press too strongly on the diffuser plate of the LED panel as this may cause scratches or other damage.
- Dust can easily be removed using a clean, soft brush and a vacuum cleaner. Don't clean the surface the LED panel with any chemicals.
- Due to the physicochemical property of PS material, after long term use, it will most likely have yellowing issues. Please pay strict attention to operating environment and temperature. It is strongly recommended not to illuminate the LED Panel over 10 hours per day.